

## Save an Application

Applicants have the option to save an application and submit at a later time. (**Note:** An application can only be submitted as long as the posting is available. Once the posting expires, the saved application will be removed and not available to be submitted.)

<b>Step 1</b>	Select a job opening and click <a href="#">Apply Now</a> .
<b>Step 2</b>	Attach a resume/C.V., additional attachments, and any other applicable information.
<b>Step 3</b>	Click <a href="#">Save</a> .

Apply Now


### Complete Application

Jobs you applied for

Posting Title




[ASSOCIATE RESEARCH PROFESSOR](#)

---

cv\_20130620.doc  [Use a Different Resume](#)

Brandi Morrell

---

Additional Attachments			
File Name	Attachment Type Code	Uploaded	Delete
<a href="#">references.doc</a>	Professional References	06/29/2013 9:57AM	
<a href="#">coverletter.doc</a>	Cover Letters	06/29/2013 9:56AM	
<a href="#">samplework.doc</a>	Other	06/29/2013 9:50AM	

[+ Add Attachment](#)

---


[Previous](#)
[Submit](#)
[Save](#)
[Cancel](#)
[Careers Home](#)
[Next](#)

**Save**

<b>Completed</b>	The application was successfully saved.
------------------	---

Apply Now

### Complete Application

 You have successfully saved your job application.

Jobs you applied for

Posting Title

[ASSOCIATE RESEARCH PROFESSOR](#)